

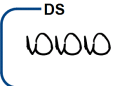

# RAILROAD COMMISSION OF TEXAS


WAYNE CHRISTIAN, *CHAIRMAN*  
CHRISTI CRADDICK, *COMMISSIONER*  
JIM WRIGHT, *COMMISSIONER*

**INTERNAL**  
OIL AND GAS DIVISION  
CLAY WOODUL  
ASSISTANT DIRECTOR, FIELD OPERATIONS

## MEMORANDUM

TO: Chairman Wayne Christian  
Commissioner Christi Craddick  
Commissioner Jim Wright

THROUGH: Wei Wang, Executive Director <sup>DS</sup>   
Danny Sorrells, Assistant Executive Director <sup>DS</sup>   
Director, Oil and Gas Division

FROM: Clay Woodul, Assistant Director <sup>DS</sup>   
Field Operations

DATE: April 12, 2022

SUBJECT: Oil Field Cleanup Program Quarterly Status Report, Fiscal Year 2022, 2nd Quarter

**Well Plugging:** The 2<sup>nd</sup> quarter performance for State-Managed Plugging includes 348 wells plugged with a total expenditure of \$7,776,489 using Oil and Gas Regulation and Cleanup (OGRC) and General Revenue funds. This includes wells that have been physically plugged, invoiced by the plugging contractor, and approved for payment by Field Operations. Additionally, during the 2<sup>nd</sup> quarter, 349 wells were approved for plugging with State funds. A total of 614 wells were physically plugged through the end of the 2<sup>nd</sup> quarter, of which, 533 have been invoiced and paid. The actual wells plugged and expenditure by district for fiscal years 2021 and 2022 and the well plugging goals by district for fiscal year 2022 are shown on the attached graphs. The fiscal year 2022 budget is \$22,754,000.

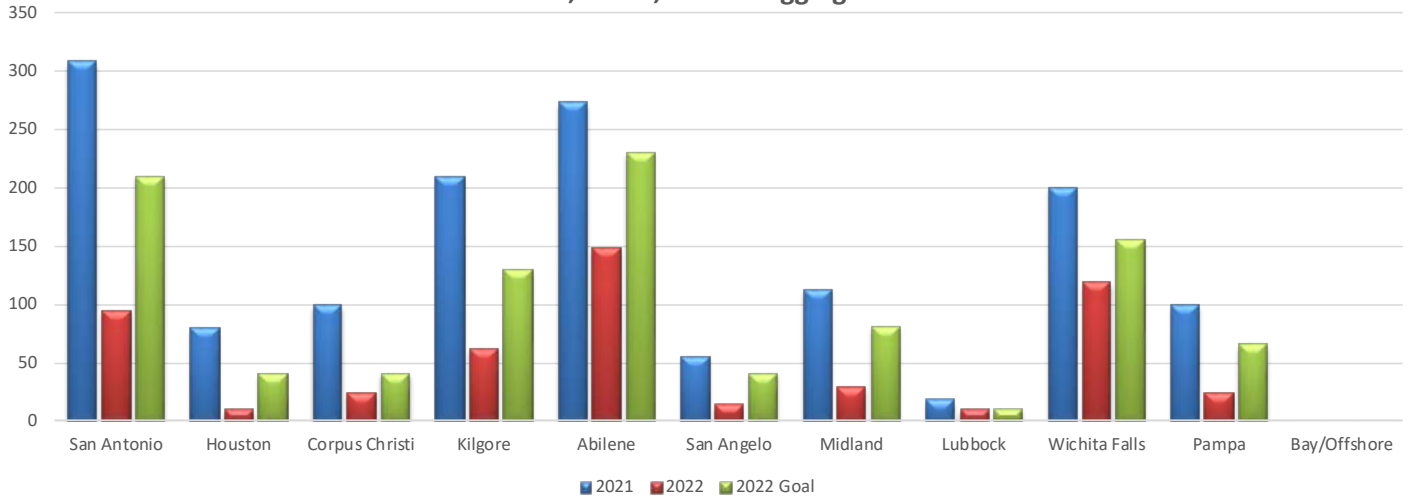
**Site Remediation:** The 2nd quarter performance for Site Remediation includes 76 cleanup activities completed with a total expenditure of \$6,575,920.95 using OGRC funds. Additionally, during the 2nd quarter 75 cleanup activities were authorized for cleanup with State funds. Through the end of the 2nd quarter, Site Remediation has completed and formally closed a total of 94 cleanup activities using OGRC funds. The actual remediation activities and expenditure by district for fiscal years 2020, 2021, and 2022 and the goals for the Site Remediation activities by district for fiscal year 2022 are shown on the attached graphs. The fiscal year 2022 budget is \$10,726,128.84.

WKM

Attachments:

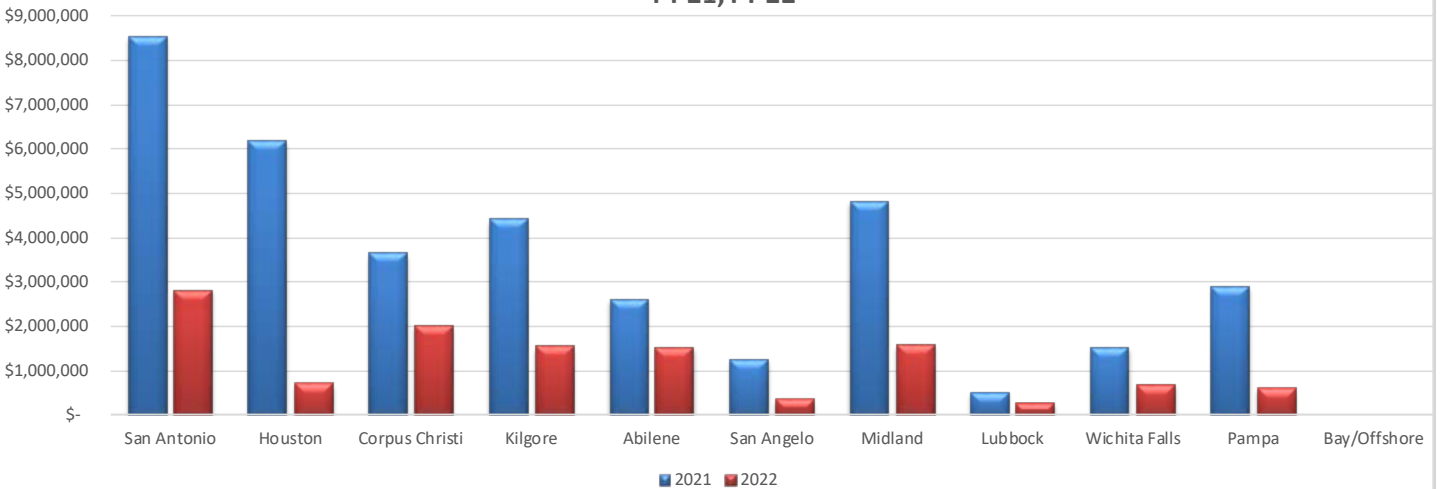
cc Wei Wang, Executive Director  
Danny Sorrells, Director, Oil & Gas Division  
Peter G. Pope, P.G., Manager, Site Remediation

**Oil Field Cleanup Program  
State Managed Plugging  
2nd Quarter FY 2022  
Wells Plugged  
FY 21 , FY 22 , FY 22 Plugging Goal**



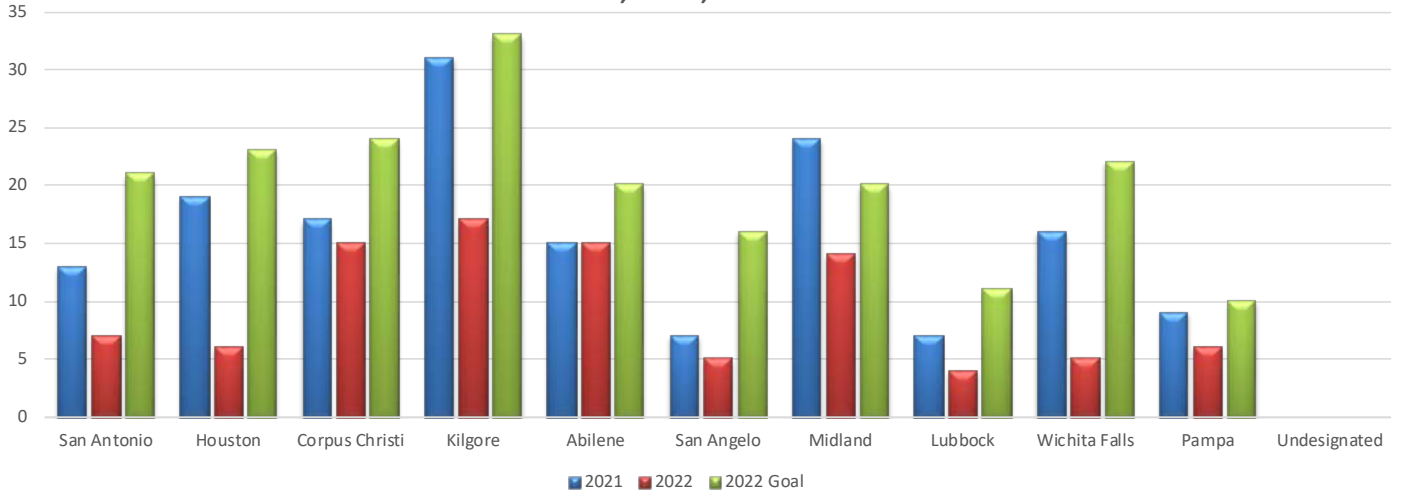
	San Antonio	Houston	Corpus Christi	Kilgore	Abilene	San Angelo	Midland	Lubbock	Wichita Falls	Pampa	Bay/Offshore	Total
<b>2021</b>	308	79	99	210	273	55	112	18	200	99	0	1,453
<b>2022</b>	94	10	24	62	148	14	29	10	118	24	0	533
<b>2022 Goal</b>	210	40	40	130	230	40	80	10	155	65	0	1,000

**Oil Field Cleanup Program  
State Managed Plugging  
2nd Quarter FY 2022  
Plugging Expenditures  
FY 21, FY 22**



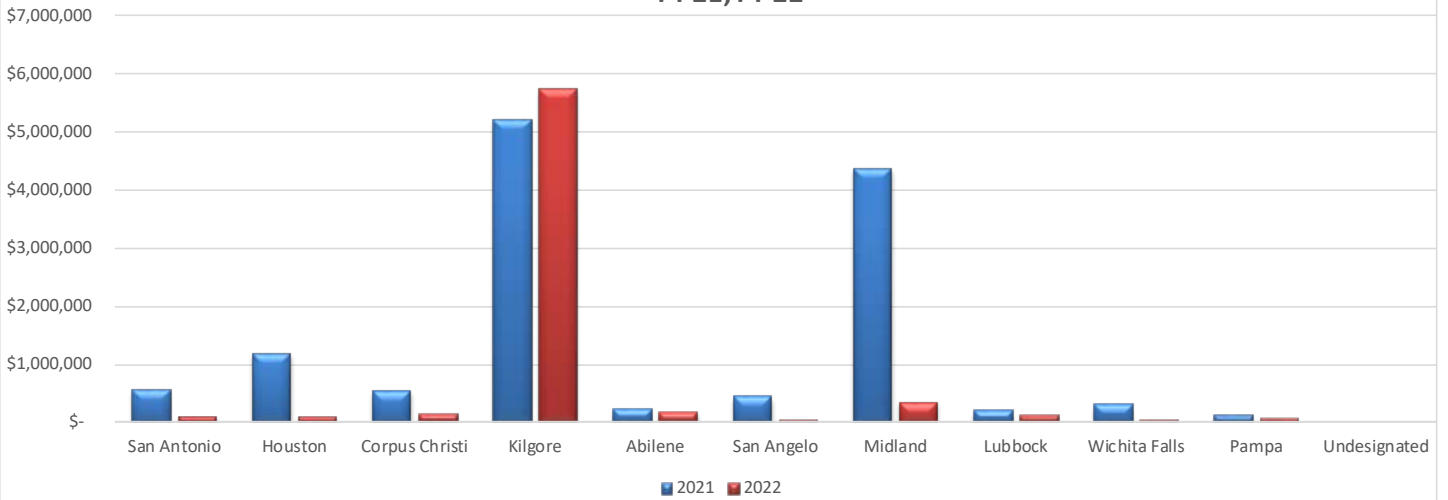
	San Antonio	Houston	Corpus Christi	Kilgore	Abilene	San Angelo	Midland	Lubbock	Wichita Falls	Pampa	Bay/Offshore	Total
<b>2021</b>	\$ 8,537,120	\$ 6,172,587	\$ 3,634,713	\$ 4,392,386	\$ 2,594,850	\$ 1,238,570	\$ 4,809,155	\$ 515,475	\$ 1,515,856	\$ 2,877,808	\$ -	36,288,519
<b>2022</b>	\$ 2,819,326	\$ 702,679	\$ 2,013,318	\$ 1,547,847	\$ 1,522,981	\$ 360,911	\$ 1,570,459	\$ 273,508	\$ 676,715	\$ 591,109	\$ -	12,078,851

**Oil Field Cleanup Program  
Site Remediation  
2nd Quarter FY 2022  
Activities Completed  
FY 21, FY 22, FY22 Goal**



	San Antonio	Houston	Corpus Christi	Kilgore	Abilene	San Angelo	Midland	Lubbock	Wichita Falls	Pampa	Undesignated	Total
<b>2021</b>	13	19	17	31	15	7	24	7	16	9	0	158
<b>2022</b>	7	6	15	17	15	5	14	4	5	6	0	94
<b>2022 Goal</b>	21	23	24	33	20	16	20	11	22	10	0	200

**Oil Field Cleanup Program  
Site Remediation  
2nd Quarter FY 2022  
Cleanup Expenditures  
FY 21, FY 22**



	San Antonio	Houston	Corpus Christi	Kilgore	Abilene	San Angelo	Midland	Lubbock	Wichita Falls	Pampa	Undesignated	Total
<b>2021</b>	\$ 565,132	\$1,189,169	\$ 529,316	\$ 5,198,567	\$225,487	\$ 432,888	\$4,361,002	\$195,433	\$ 300,588	\$118,599	\$ -	\$ 13,116,181
<b>2022</b>	\$ 102,959	\$ 92,430	\$ 133,023	\$ 5,732,213	\$161,200	\$ 35,985	\$ 347,660	\$112,456	\$ 32,509	\$ 52,363	\$ -	\$ 6,802,797